



## Version 2.2 Release Update

---

This document describes enhancements to **WebSimon™** as well as any corrections that were made in response to your comments and suggestions.

Quality Assurance has thoroughly tested the changes included in this release. In the unlikely event you encounter a problem while using this version, please contact **Customer Support** at **(877) 786-9339**.

Your comments are important to us. Please let us know if you have suggestions for future enhancements.

*200 Hightower Boulevard • Pittsburgh, PA 15205-1135 USA*  
*Phone: 412-788-2466 • Fax: 412-788-4821 • <http://www.descartes.com>*

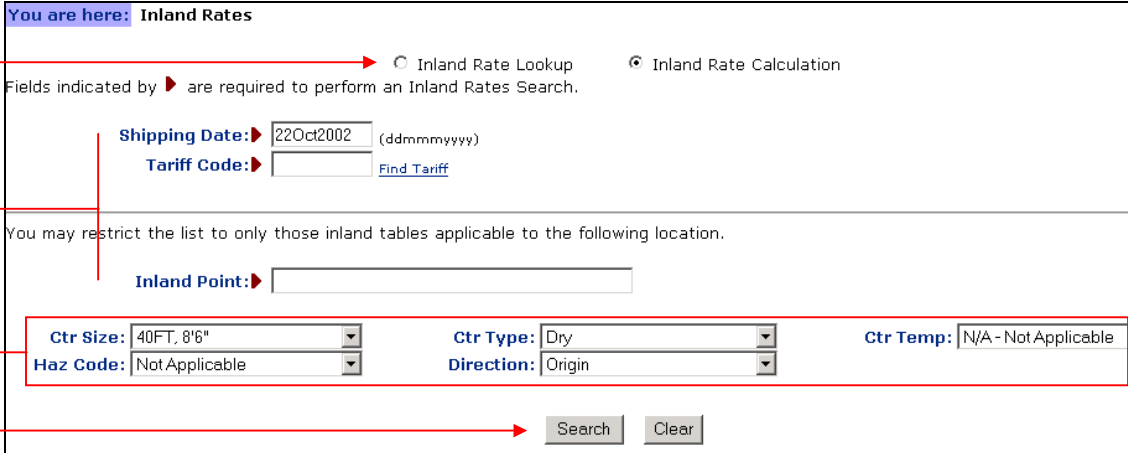
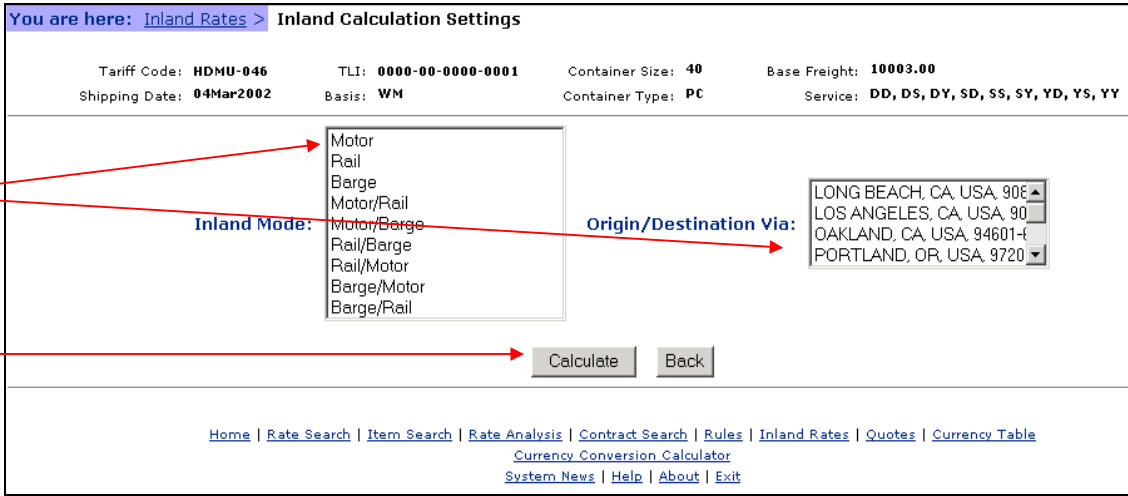

WebSimon, MyWebSimon, and the WebSimon logo are trademarks of Descartes Systems Group.  
Other products mentioned in this publication are trademarks of their respective organizations.

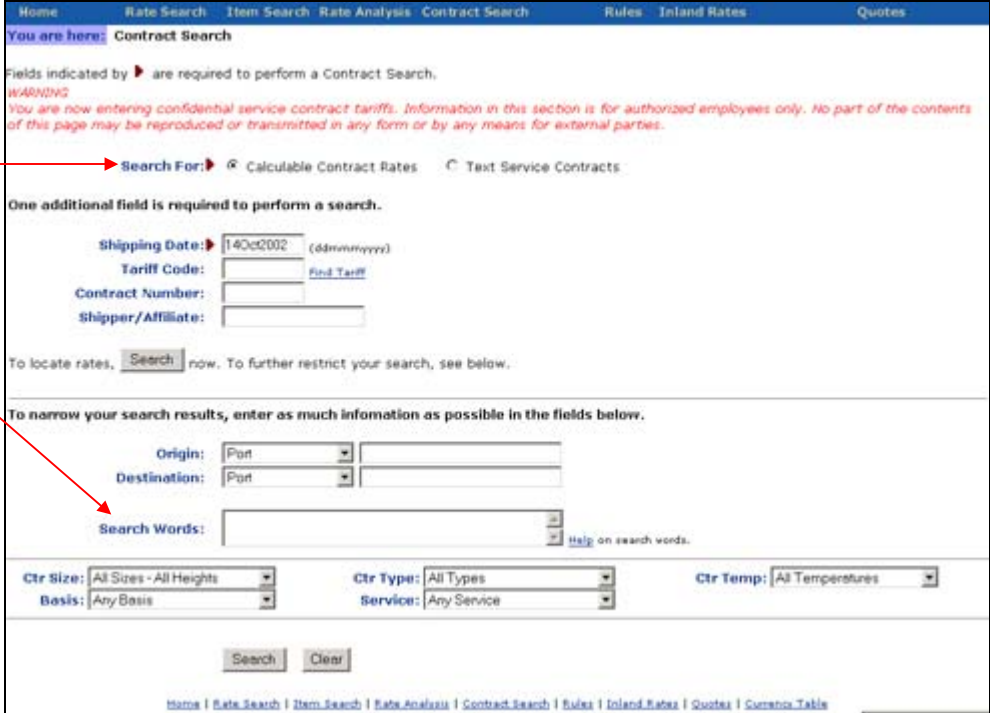
## WebSimon Enhancements

Number	Description
001	<p><b>NEW—Ability to Calculate Available via Inland Rates Screen Now Available</b></p> <p>Previously, you could only use the <b>Inland Rates</b> screen to retrieve a list of inland rate tables from WebSimon. Now, if your organization has this functionality, you can calculate inland rates from this screen.</p> <p><b>Important:</b> Because this is an optional feature, WebSimon will <i>only</i> provide inland rate calculations if your company has implemented this functionality. To implement this functionality, please contact your account manager.</p> <p>When implemented, the <b>Inland Rates</b> screen will display two radio buttons, as shown in the screen diagram below.</p> <p>If you select the <b>Inland Rate Lookup</b> radio button, the screen will display fields that enable you to retrieve a list of inland rates.</p> <div style="border: 1px solid black; padding: 5px; margin: 10px 0;"> <p><b>You are here:</b> Inland Rates</p> <p style="text-align: center;"> <input checked="" type="radio"/> Inland Rate Lookup     <input type="radio"/> Inland Rate Calculation                 </p> <p>Fields indicated by ▶ are required to perform an Inland Rates Search.</p> <p> <b>Shipping Date:</b> ▶ <input type="text" value="22Oct2002"/> (ddmmmyyyy)  <b>Tariff Code:</b> ▶ <input type="text"/> <a href="#">Find Tariff</a> </p> <hr/> <p>You may restrict the list to only those inland tables applicable to the following location.</p> <p><b>Inland Point:</b> <input style="width: 150px;" type="text"/></p> <p style="text-align: right;"> <input type="button" value="Search"/>   <input type="button" value="Clear"/> </p> </div> <p>If you select the <b>Inland Rate Calculation</b> radio button, the screen displays a number of new, optional fields, highlighted on the screen diagram below. These fields enable you to modify the values that WebSimon uses to calculate rates for an inland point.</p> <div style="border: 1px solid black; padding: 5px; margin: 10px 0;"> <p><b>You are here:</b> Inland Rates</p> <p style="text-align: center;"> <input type="radio"/> Inland Rate Lookup     <input checked="" type="radio"/> Inland Rate Calculation                 </p> <p>Fields indicated by ▶ are required to perform an Inland Rates Search.</p> <p> <b>Shipping Date:</b> ▶ <input type="text" value="22Oct2002"/> (ddmmmyyyy)  <b>Tariff Code:</b> ▶ <input type="text"/> <a href="#">Find Tariff</a> </p> <hr/> <p>You may restrict the list to only those inland tables applicable to the following location.</p> <p><b>Inland Point:</b> ▶ <input style="width: 150px;" type="text"/></p> <div style="border: 1px solid red; padding: 5px; margin: 5px 0;"> <p> <b>Ctr Size:</b> <input type="text" value="40FT, 8'6"/>     <b>Ctr Type:</b> <input type="text" value="Dry"/>     <b>Ctr Temp:</b> <input type="text" value="N/A - Not Applicable"/>  <b>Haz Code:</b> <input type="text" value="Not Applicable"/>     <b>Direction:</b> <input type="text" value="Origin"/> </p> </div> <p style="text-align: right;"> <input type="button" value="Search"/>   <input type="button" value="Clear"/> </p> </div>

New radio buttons

New Inland Rate Calculation fields

Number	Description										
001 (cont)	<p><b>To calculate an Inland Rate:</b></p> <ol style="list-style-type: none"> <li>Click the <b>Inland Rate Calculation</b> radio button on the <b>Inland Rate</b> screen.</li> </ol> 										
	<ol style="list-style-type: none"> <li>Enter the Shipping Date, Tariff Code, and Inland Point, all of which are required.</li> <li>Enter as much information in the optional fields as possible. Although all other fields on this screen are optional, the more information you enter, the more specific your search results.</li> <li>Click <b>Search</b>. The screen displays the <b>Inland Calculation Settings</b> page shown below.</li> </ol>										
											
	<ol style="list-style-type: none"> <li>Select at least one mode from the <b>Inland Mode</b> field and one port from the <b>Origin/Destination Via</b> field. <b>Note:</b> To select multiple modes and ports, hold down the <b>Ctrl</b> key while clicking on each selection.</li> <li>Click <b>Calculate</b>. The screen displays the <b>Inland Calculation Results</b> table, which displays calculation results, as shown below.</li> </ol>  <table border="1" data-bbox="337 1900 1458 1942"> <thead> <tr> <th>Via Port</th> <th>Inland Mode</th> <th>Total</th> <th>INLAND HAULAGE</th> <th>INLAND FUEL SURCHARGE - GERMANY</th> </tr> </thead> <tbody> <tr> <td>ANTWERPEN, BELGIUM</td> <td>MR</td> <td>440 USD</td> <td>400.00 USD</td> <td>40.00 USD</td> </tr> </tbody> </table>	Via Port	Inland Mode	Total	INLAND HAULAGE	INLAND FUEL SURCHARGE - GERMANY	ANTWERPEN, BELGIUM	MR	440 USD	400.00 USD	40.00 USD
Via Port	Inland Mode	Total	INLAND HAULAGE	INLAND FUEL SURCHARGE - GERMANY							
ANTWERPEN, BELGIUM	MR	440 USD	400.00 USD	40.00 USD							

Number	Description
<p><b>002</b></p> <p>When you click the <b>Calculable Contract Rates</b> radio button, the screen now displays the <b>Search Words</b> field.</p>	<p><b>NEW—Text Search Added to Calculable Contract Rate Search</b></p> <p>Previously when you were searching for calculable contract rates, you could not use search words to specify information about the commodity you wanted to ship.</p> <p>Now, when you select the <b>Calculable Contract Rates</b> radio button on the <b>Contract Search</b> page, shown below, the screen will display the <b>Search Words</b> field.</p>  <p>The screenshot shows the 'Contract Search' page with the 'Calculable Contract Rates' radio button selected. A 'Search Words' field is now present, which was not there before. Red arrows point from the text on the left to the radio button and the 'Search Words' field.</p> <p>After you click <b>Search</b>, WebSimon will search for the search words you entered in:</p> <ul style="list-style-type: none"> <li>• Commodity text</li> <li>• Commodity public notes</li> <li>• Commodity private notes</li> <li>• TLI public notes</li> <li>• TLI private notes</li> </ul> <p>Text that matches your search words is highlighted in these sections on the results screens, as shown in the example below.</p> <pre> Exclude Text: Commodity Notes: Private Notes: Indexes: Picture Frame Accessories, Vis: Holdings, <b>Metal</b> or Wood: NO8 Frame Accessories, Picture, Vis: Holdings, <b>Metal</b> or Wood:NO8 Holdings, <b>Metal</b> or Wood: NO8: Picture Frame Accessories <b>Metal</b> or Wood Holdings: NO8: Picture Frame Accessories Wood or <b>Metal</b> Holdings: NO8: Picture Frame Accessories Wire, Mat Backing: NO8: Picture Frame Accessories Mat Backing, Cutting Tools: NO8: Picture Frame Accessories Backing, Mat, Cutting Tools: NO8: Picture Frame Accessories Cutting Tools, Holdings: NO8: Picture Frame Accessories Tools, Cutting: Holdings: NO8: Picture Frame Accessories Advertising Matter, NO8: Picture Frame Accessories                     </pre>